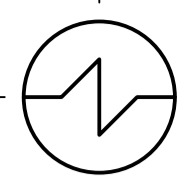
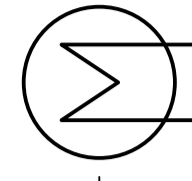

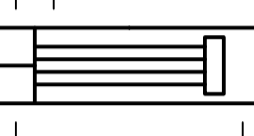
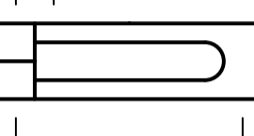
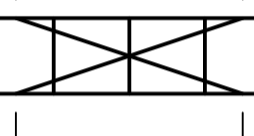
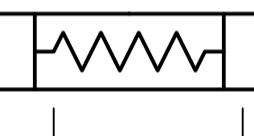

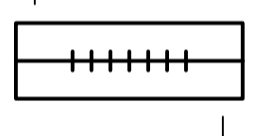
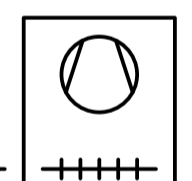
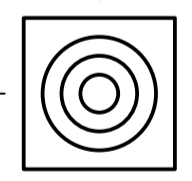
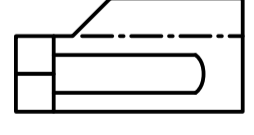
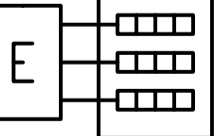

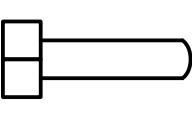
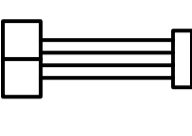
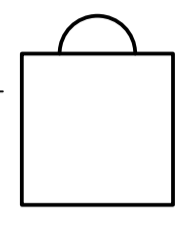
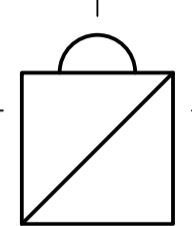
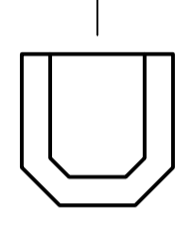
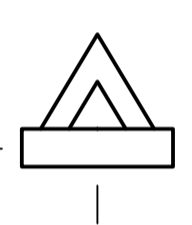
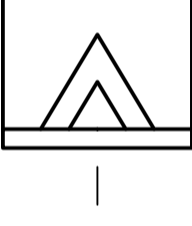
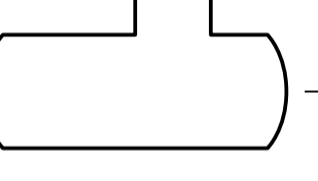
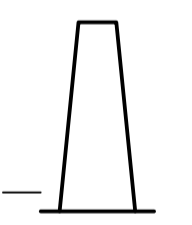

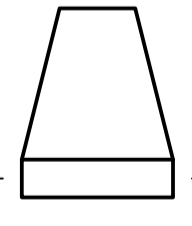
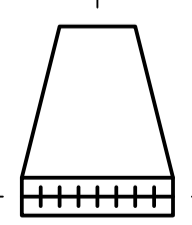


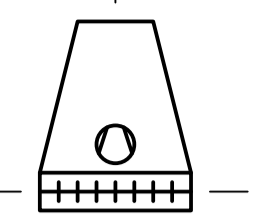
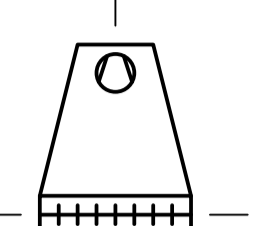
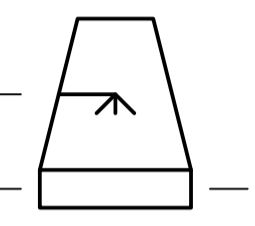
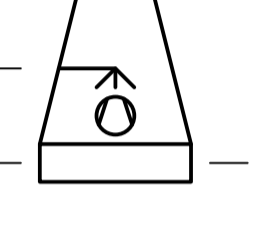
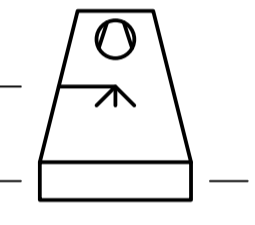
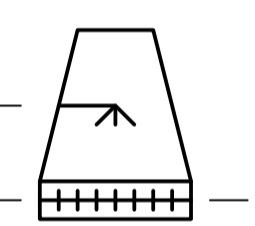
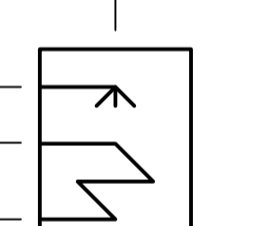
GROUP 3 – HEAT EXCHANGERS

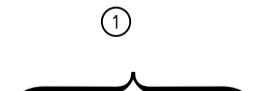






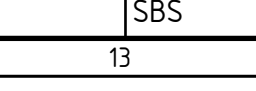
-  REG#:X8079
DESC:Heat exchanger (general), condenser
-  REG#:X8017
DESC:Heat exchanger (M-shape)
-  REG#:2511
DESC:Heat exchanger with straight tubes (fixed-tube plates)
-  REG#:2512
DESC:Heat exchanger of floating head type
-  REG#:2513
DESC:Heat exchanger with U-shaped tubes
-  REG#:2516
DESC:Heat exchanger of plate type
-  REG#:2514
DESC:Heat exchanger with coil shaped tubes
-  REG#:2515
DESC:Heat exchanger of double-pipe type
-  REG#:X8018
DESC:Heat exchanger with finned tube
-  REG#:X2505
DESC:Heat exchanger with finned tube and fan
-  REG#:2517
DESC:Heat exchanger of spiral type
-  REG#:X8131
DESC:Evaporator, re-boiler
-  REG#:X8132
DESC:Electric heater
-  REG#:X8133
DESC:Thin-film evaporator

GROUP 4 – STEAM GENERATORS, FURNACES, RECOILING DEVICE

-  REG#:X8136
DESC:Tube bundle, heat exchanger with U-shaped tubes
-  REG#:X8137
DESC:Tube bundle, heat exchanger of floating head type
-  REG#:2532
DESC:Boiler with dome
-  REG#:X8103
DESC:Steam generator with hot liquid as generating media
-  REG#:2533
DESC:Furnace
-  REG#:X8107
DESC:Firing system, burner (general)
-  REG#:X8106
DESC:Combustion chamber
-  REG#:X8108
DESC:Vessel with dome
-  REG#:2041
DESC:Stack, chimney
-  REG#:2591
DESC:Gas flare
-  REG#:2521
DESC:Cooling tower (general)
-  REG#:X8109
DESC:Cooling tower, dry with natural draught

GROUP 5 – COOLING TOWER

-  REG#:X8110
DESC:Cooling tower, dry with forced draught
-  REG#:X8111
DESC:Cooling tower, dry with induced draught
-  REG#:X8112
DESC:Cooling tower, wet with natural draught
-  REG#:X8113
DESC:Cooling tower, wet with forced draught
-  REG#:X8114
DESC:Cooling tower, wet with induced draught
-  REG#:X8115
DESC:Cooling tower, wet-dry with natural draught
-  REG#:X2504
DESC:Spray cooler

LEGEND	
	① Graphical symbol
	② Registration number
	nnn ISO 14617 graphical symbol
	Cnnn ISO 14617 graphical symbol (prelim.)
	X2nnn ISO 14617 symbol example
	X8nnn ISO 10628-2 symbol example
	③ ISO 10628-2 description
	④ Preferred connection locations

Legal owner Steven Baltakatei Sandoval	Document type Drawing Legend	Document status In preparation
Source -----	Title, Supplementary title P&ID Symbols	Drawing identification number BK-2020-04-PID-1
Created by SBS	Approved by -----	Date of issue 2020-09-24
License CC BY-SA 4.0	ISO 10628-2:2012 Groups 3-5	Lang en
		Sheet 2/2
		Rev A