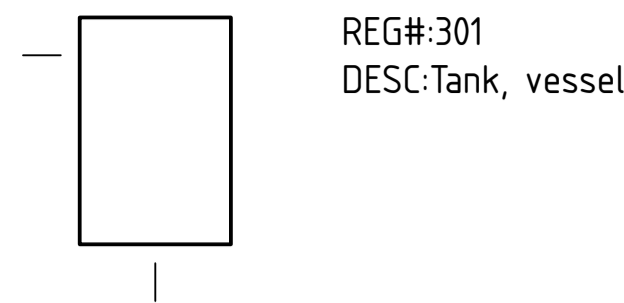
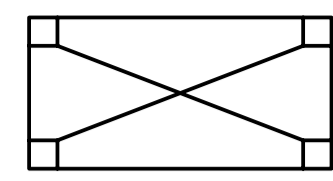


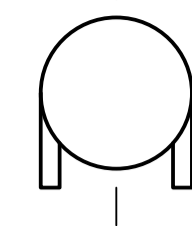
GROUP 1 – VESSELS AND TANKS



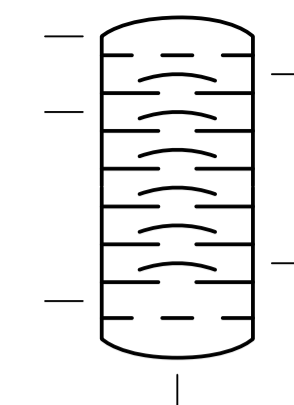
REG#:301
DESC:Tank, vessel



REG#:C0001
DESC:Container for solids, liquids, gases



REG#:X8010
DESC:Spherical vessel on legs



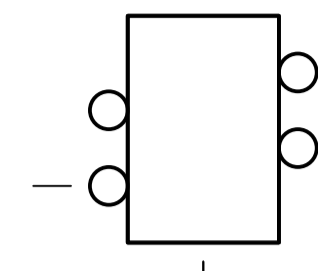
REG#:X8011
DESC:Column with bubble cap trays



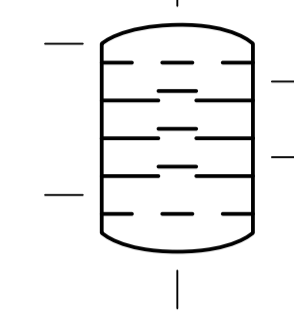
REG#:2061
DESC:container, tank, cistern



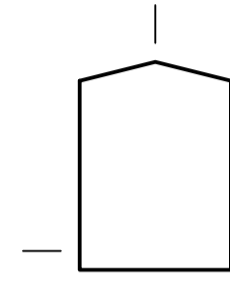
REG#:2067
DESC:Barrel, drum



REG#:X8000
DESC:Vessel with full-tube heating/cooling coil



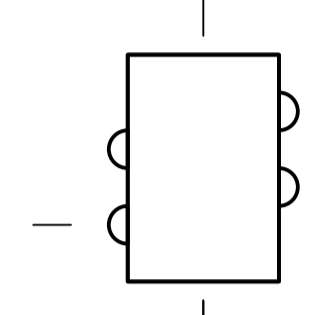
REG#:X8012
DESC:Column with valve trays



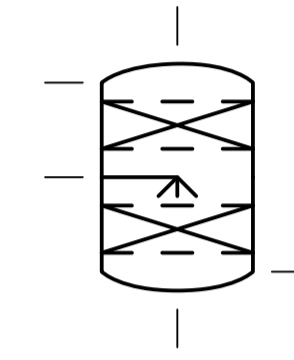
REG#:X2063
DESC:Tank with conical roof and flat bottom



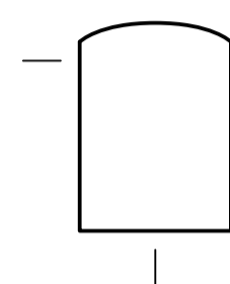
REG#:C0002
DESC:Gas cylinder



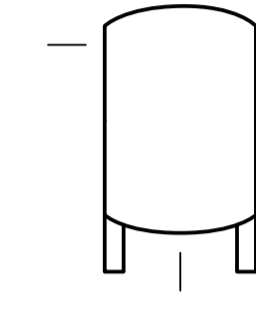
REG#:X8001
DESC:Vessel with semi-tube heating/cooling coil



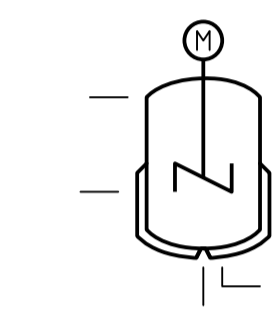
REG#:X8016
DESC:Column with two fixed bed sections and intermediate spray nozzle



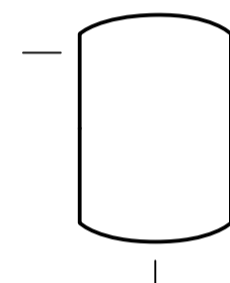
REG#:X8200
DESC:Tank with dished roof



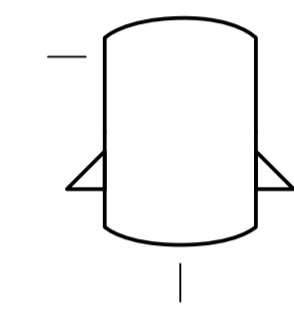
REG#:X8002
DESC:Vessel with dished ends and support legs



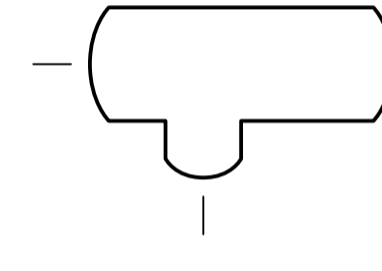
REG#:X8006
DESC:Jacketed vessel with dished ends and agitator driven by electric motor



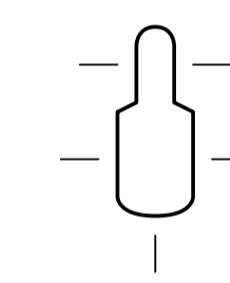
REG#:2062
DESC:Tank, vessel with dished ends



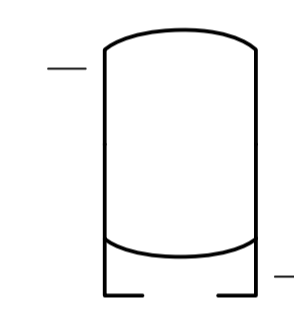
REG#:X8003
DESC:Vessel with dished ends and support brackets



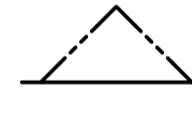
REG#:X8202
DESC:Vessel with pit



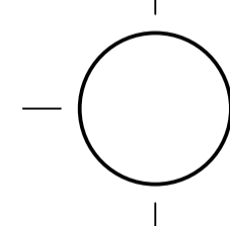
REG#:X8201
DESC:Vessel with two different diameters



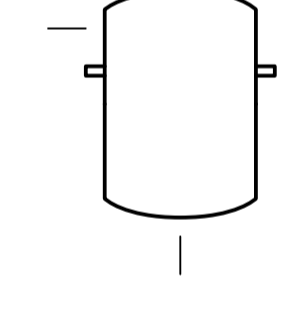
REG#:X8004
DESC:Vessel with dished ends and support skirt



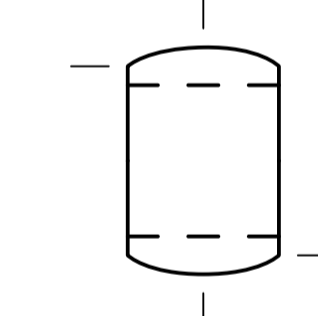
REG#:2065
DESC:Open bulk storage



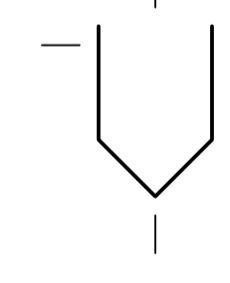
REG#:2063
DESC:Spherical vessel



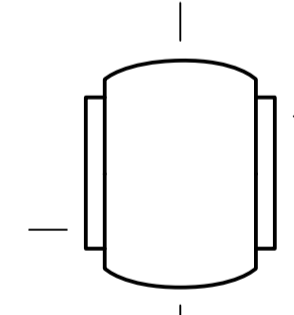
REG#:X8005
DESC:Vessel with dished ends and support ring



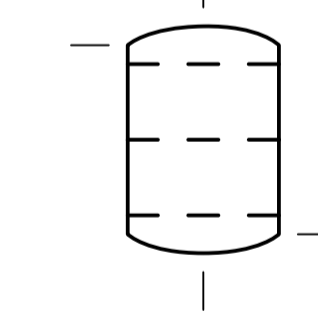
REG#:X8100
DESC:Column (general)



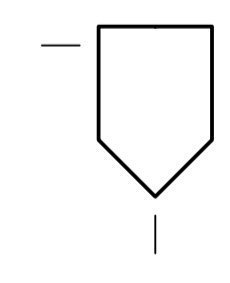
REG#:2064
DESC:Bunker with conical bottom



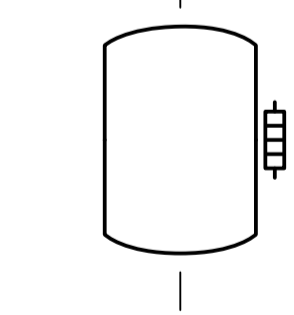
REG#:X2069
DESC:Vessel with dished ends and heating/cooling jacket



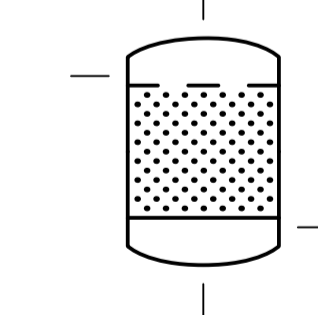
REG#:X8101
DESC:Tray column (general)



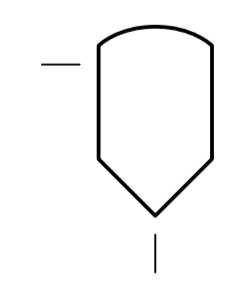
REG#:X2062
DESC:Closed tank with conical bottom



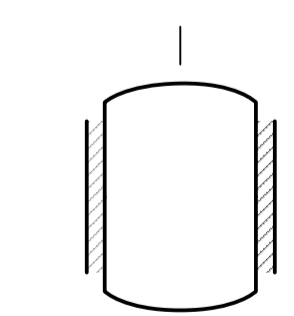
REG#:X2070
DESC:Vessel with dished ends and electrical heating



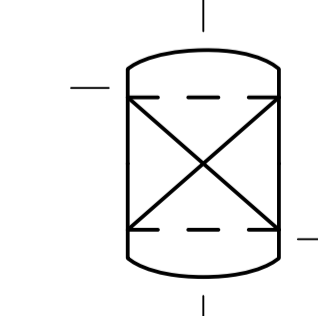
REG#:X8014
DESC:Column with fluidized bed



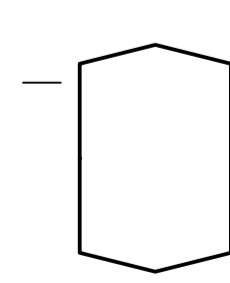
REG#:X8008
DESC:Vessel with dished roof and conical bottom



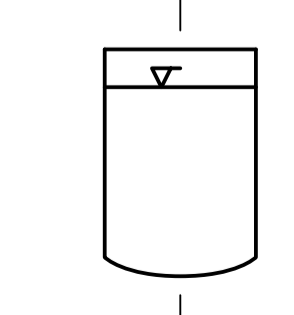
REG#:X8098
DESC:Vessel with dished ends and thermal insulation



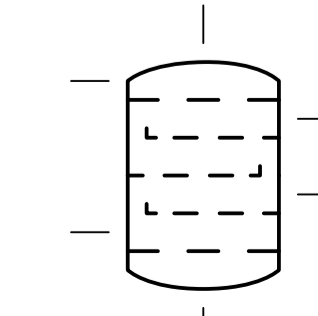
REG#:X8015
DESC:Column with fixed bed



REG#:X8009
DESC:Vessel with conical roof and bottom



REG#:X8007
DESC:Vessel with dished bottom and surface indication



REG#:X8013
DESC:Column staggered baffle trays

GROUP 2 – COLUMNS WITH INTERNALS

LEGEND	
	① Graphical symbol
	② Registration number
	nnn ISO 14617 graphical symbol
	Cnnn ISO 14617 graphical symbol (prelim.)
	X2nn ISO 14617 symbol example
	X8nnn ISO 10628-2 symbol example (other) See ISO 14617
	③ ISO 10628-2 description
	④ Preferred connection locations

Legal owner Steven Baltakatei Sandoval	Document type Drawing Legend	Document status Released
Source https://wiki/dg9	Title, Supplementary title P&ID Symbols	Drawing identification number BK-2020-04-PID-1
Created by SBS	Approved by -----	Date of issue 2023-03-01
License CC BY-SA 4.0	ISO 10628-2:2012 Groups 1-2	Lang en
		Sheet 1/7
		Rev G

GROUP 3 - HEAT EXCHANGERS

- REG#:X8079
DESC:Heat exchanger (general), condenser
- REG#:X8017
DESC:Heat exchanger (M-shape)
- REG#:2511
DESC:Heat exchanger with straight tubes (fixed-tube plates)
- REG#:2512
DESC:Heat exchanger of floating head type
- REG#:2513
DESC:Heat exchanger with U-shaped tubes
- REG#:2516
DESC:Heat exchanger of plate type
- REG#:2514
DESC:Heat exchanger with coil shaped tubes
- REG#:2515
DESC:Heat exchanger of double-pipe type
- REG#:X8018
DESC:Heat exchanger with finned tube
- REG#:X2505
DESC:Heat exchanger with finned tube and fan
- REG#:2517
DESC:Heat exchanger of spiral type
- REG#:X8131
DESC:Evaporator, re-boiler
- REG#:X8132
DESC:Electric heater
- REG#:X8133
DESC:Thin-film evaporator

GROUP 4 - STEAM GENERATORS, FURNACES, RECOILING DEVICE

- REG#:X8136
DESC:Tube bundle, heat exchanger with U-shaped tubes
- REG#:X8137
DESC:Tube bundle, heat exchanger of floating head type
- REG#:2532
DESC:Boiler with dome
- REG#:X8103
DESC:Steam generator with hot liquid as generating media
- REG#:2533
DESC:Furnace
- REG#:X8107
DESC:Firing system, burner (general)
- REG#:X8106
DESC:Combustion chamber
- REG#:X8108
DESC:Vessel with dome
- REG#:2041
DESC:Stack, chimney
- REG#:2591
DESC:Gas flare
- REG#:2521
DESC:Cooling tower (general)
- REG#:X8109
DESC:Cooling tower, dry with natural draught

GROUP 5 - COOLING TOWER

- REG#:X8110
DESC:Cooling tower, dry with forced draught
- REG#:X8111
DESC:Cooling tower, dry with induced draught
- REG#:X8112
DESC:Cooling tower, wet with natural draught
- REG#:X8113
DESC:Cooling tower, wet with forced draught
- REG#:X8114
DESC:Cooling tower, wet with induced draught
- REG#:X8115
DESC:Cooling tower, wet-dry with natural draught
- REG#:X2504
DESC:Spray cooler

LEGEND	
	① Graphical symbol
	② Registration number
	③ DESC:Tank, vessel
	④ ISO 10628-2 description
	⑤ Preferred connection locations

Legal owner	Document type	Document status
Steven Baltakatei Sandoval	Drawing Legend	Released
Source	Title, Supplementary title	Drawing identification number
https://wiki/dgA	P&ID Symbols	BK-2020-04-PID-1
Created by	License	Date of issue
SBS	CC BY-SA 4.0	2023-03-01
Lang	Sheet	Rev
en	2/7	K

GROUP 6 – FILTERS, LIQUID FILTERS, GAS FILTERS

	REG#:X8116 DESC:Liquid filter (general)
	REG#:X8117 DESC:Liquid filter, bag, candle or cartridge type
	REG#:X8118 DESC:Liquid bed filter fixed type
	REG#:8019 DESC:Suction filter
	REG#:X8119 DESC:Liquid rotary filter, drum or disc type
	REG#:X8120 DESC:Liquid rotary filter, drum or disc type with scraper
	REG#:X8121 DESC:Liquid filter, belt or roll type
	REG#:X2611 DESC:Filter press, press filter
	REG#:X8020 DESC:Liquid bed filter, ion exchanger type
	REG#:X8021 DESC:Liquid bed filter, biological type
	REG#:X8122 DESC:Gas filter (general)

GROUP 7 – SCREENING DEVICES, SIEVES, AND RAKES

	REG#:X8022 DESC:Gas filter, bag, candle or cartridge type
	REG#:X8023 DESC:Gas bed filter fixed type
	REG#:X8024 DESC:Gas filter, high efficiency particulate air filter HEPA type
	REG#:X8025 DESC:Gas filter, belt or roll type
	REG#:X8123 DESC:Screening device, sieve, strainer (general)
	REG#:X8026 DESC:Screening device, coarse rake type
	REG#:X8027 DESC:Screening device, fine rake type
	REG#:X8028 DESC:Screening device with coarse and fine screens
	REG#:X2605 DESC:Screening device, sieve, strainer, vibrating type
	REG#:X8029 DESC:Screening device, rotating drum type
	REG#:X8030 DESC:Screening device, basket reel type

GROUP 8 – SEPARATORS

	REG#:X8081 DESC:Separator, sifter (general)
	REG#:X2616 DESC:Impact separator
	REG#:X8031 DESC:Gravity separator, settling chamber
	REG#:X8124 DESC:Separator, scrubber wet type
	REG#:X2621 DESC:Spray scrubber
	REG#:X8125 DESC:Separator, precipitator electrostatic type
	REG#:X8033 DESC:Precipitator wet, electrostatic type
	REG#:X8126 DESC:Electromagnetic separator
	REG#:X8127 DESC:Permanent magnet separator
	REG#:X2618 DESC:Separator, cyclone type
	REG#:X8034 DESC:Separator, scrubber venturi type

GROUP 9 – CENTRIFUGES



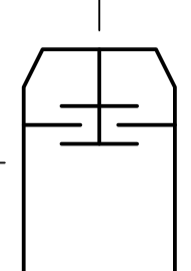
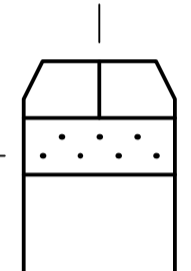
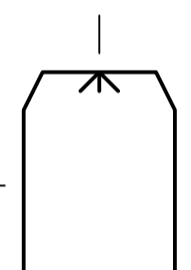
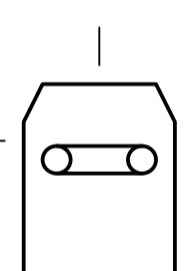
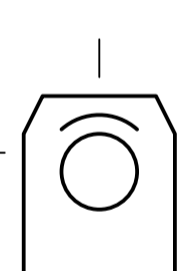
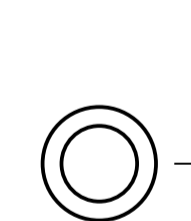
	REG#:X8128 DESC:Solidifier for waste water treatment plant open type
	REG#:X8129 DESC:Solidifier closed type
	REG#:X2619 DESC:High speed centrifuge
	REG#:X2614 DESC:Centrifuge with perforated shell
	REG#:X8035 DESC:Centrifuge with solid shell
	REG#:X8036 DESC:Centrifuge, separator, disc type
	REG#:X8037 DESC:Centrifuge, screw-type, with perforated shell
	REG#:X8082 DESC:Decanter, centrifuge, screw-type with solid shell
	REG#:X8038 DESC:Centrifuge, pusher type
	REG#:X8039 DESC:Centrifuge, skimmer type

LEGEND

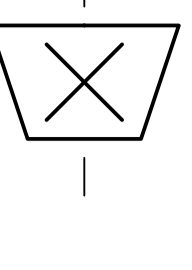
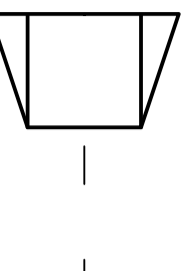
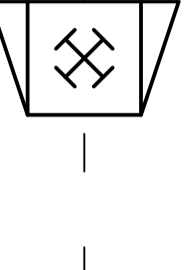

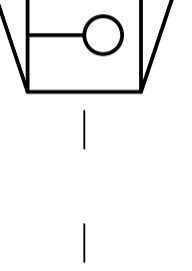
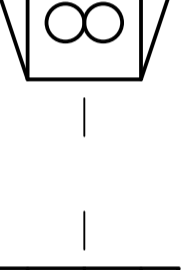
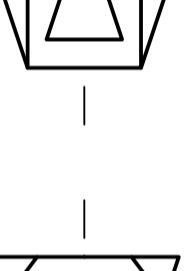
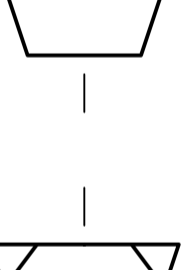
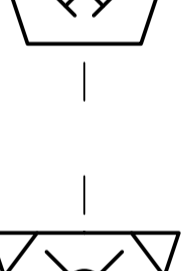
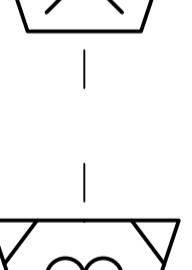
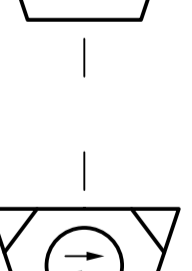

- ① Graphical symbol
- ② Registration number
 - nnn ISO 14617 graphical symbol
 - Cnnn ISO 14617 graphical symbol (prelim.)
 - X2nnn ISO 14617 symbol example
 - X8nnn ISO 10628-2 symbol example (other) See ISO 14617
- ③ ISO 10628-2 description
- ④ Preferred connection locations

Legal owner Steven Baltakatei Sandoval	Document type Drawing Legend	Document status Released
Source https://wiki/dgB	Drawing identification number P&ID Symbols	Drawing identification number BK-2020-04-PID-1
Created by SBS	Approved by -----	Date of issue 2023-03-01
License CC BY-SA 4.0	ISO 10628-2:2012 Groups 6-9	Lang en
		Sheet 3/7
		Rev F

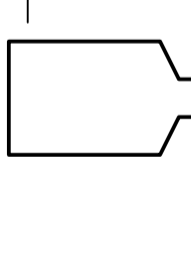
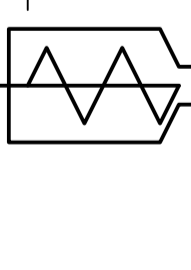
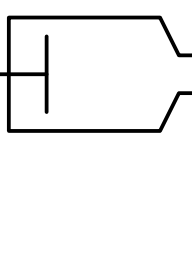
GROUP 10 – DRIER

-  REG#:C0046
DESC:Drier (general)
-  REG#:X8083
DESC:Drying oven, drying chamber, shelf drier
-  REG#:X8040
DESC:Turbo drier, disc drier, moving shelf drier
-  REG#:X8041
DESC:Fluidized bed drier
-  REG#:X8042
DESC:Spray drier
-  REG#:X8043
DESC:Belt drier, roller-conveyer type driver
-  REG#:X8044
DESC:Rotary drum drier, rotary drier, tumbling drier
-  REG#:C0016
DESC:Heat consumer

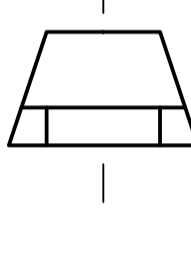
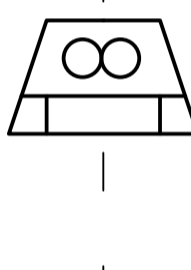
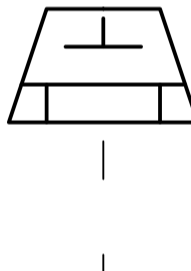
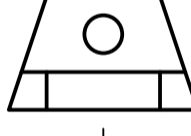
GROUP 11 – CRUSHING/GRINDING MACHINES

-  REG#:X8084
DESC:Crushing/grinding machine (general)
-  REG#:X8085
DESC:Crusher (general)
-  REG#:X8045
DESC:Crusher, hammer type
-  REG#:X8046
DESC:Crusher, impact type
-  REG#:X8047
DESC:Crusher, jaw type
-  REG#:X8048
DESC:Crusher, roller type
-  REG#:X8049
DESC:Crusher, cone type
-  REG#:X8086
DESC:Mill, pulverizer (general)
-  REG#:X8050
DESC:Mill, pulverizer hammer type
-  REG#:X8051
DESC:Mill, impact type
-  REG#:X8053
DESC:Mill, horizontal rotation roller type
-  REG#:X8054
DESC:Mill, vibration type

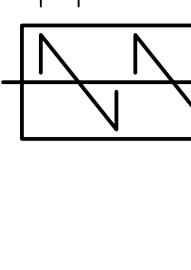
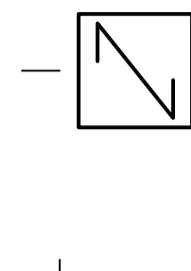
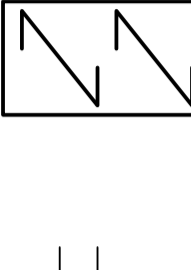
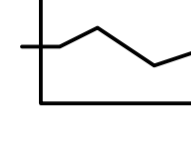
**GROUP 14 – SHAPING MACHINES
PROCESSING IN HORIZONTAL DIRECTION**

-  REG#:XC0053
DESC:Shaping machine, horizontal type (general)
-  REG#:X8058
DESC:Extruder, screw type
-  REG#:X8059
DESC:Extruder, piston type

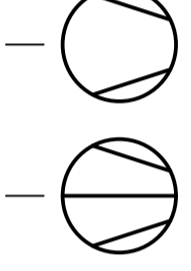
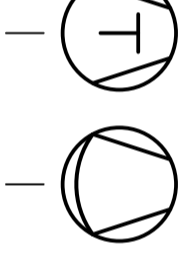
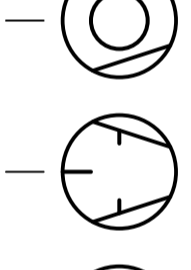
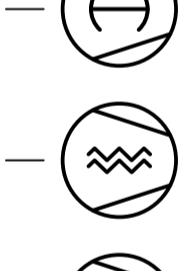
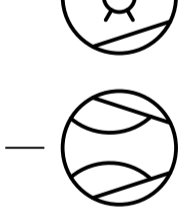

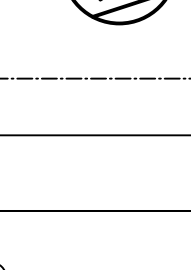
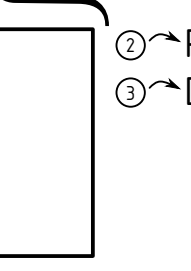


**GROUP 13 – SHAPING MACHINES
PROCESSING IN VERTICAL DIRECTION**

-  REG#:C0052
DESC:Shaping machine, vertical type (general)
-  REG#:X8055
DESC:Press, roller type
-  REG#:X8056
DESC:Press, piston type
-  REG#:X8057
DESC: Pelletizing disc

GROUP 12 – MIXERS, KNEADERS

-  REG#:X2672
DESC:In-line rotary mixer
-  REG#:X2673
DESC:In-line static mixer
-  REG#:X8184
DESC:Mixing path
-  REG#:X8134
DESC:Kneader

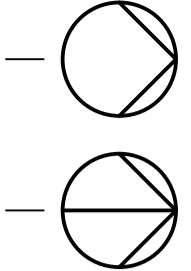

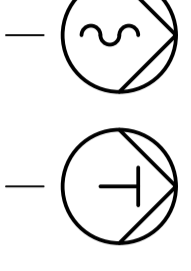
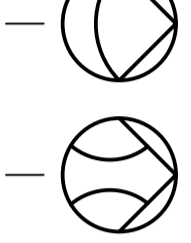

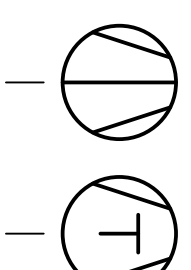
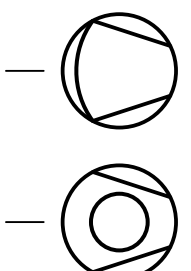
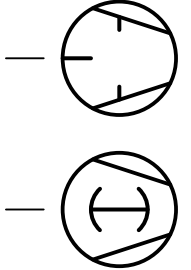
GROUP 16 – COMPRESSORS, VACUUM PUMPS

-  REG#:2302
DESC:Compressor, vacuum pump (general)
-  REG#:X8179
DESC:Compressor, centrifugal type
-  REG#:X8097
DESC:Compressor, vacuum pump, reciprocating piston type
-  REG#:X8099
DESC:Compressor, vacuum pump diaphragm type
-  REG#:X8102
DESC:Compressor, vacuum pump, turbo type
-  REG#:X8104
DESC:Compressor, vacuum pump, roller vane type
-  REG#:X8105
DESC:Compressor rotary type, vacuum pump, rotary piston type
-  REG#:X8161
DESC:Compressor, screw type
-  REG#:X8162
DESC:Compressor, vacuum pump liquid ring type
-  REG#:X8163
DESC:Compressor, ejector type, vacuum pump jet type

GROUP 17 – BLOWERS, FANS

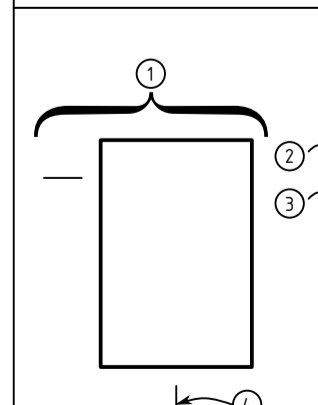
-  REG#:X8164
DESC:Blower, fan (general)

GROUP 15 – LIQUID PUMPS

-  REG#:2301
DESC:Pump, liquid type (general)
-  REG#:2322
DESC:Pump, centrifugal type
-  REG#:8091
DESC:Pump, gear type
-  REG#:8092
DESC:Pump, screw type
-  REG#:8093
DESC:Pump, progressive cavity type
-  REG#:X8094
DESC:Pump, reciprocating piston type
-  REG#:X8095
DESC:Pump, diaphragm type
-  REG#:X8096
DESC:Jet pump, liquid type ejector pump

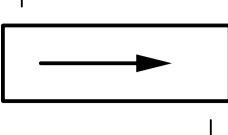
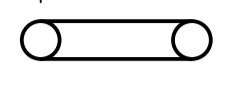
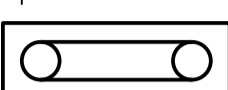
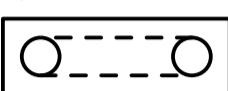
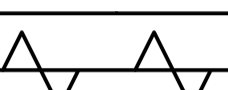
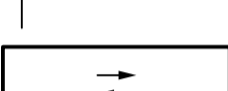
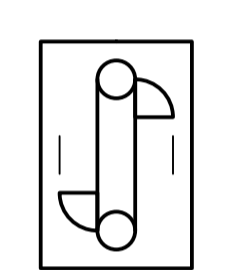
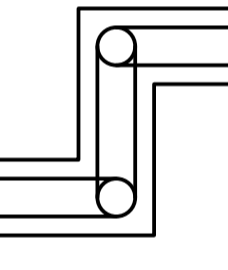
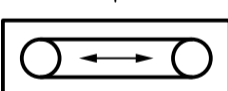
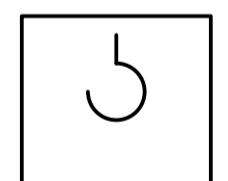
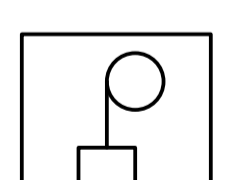
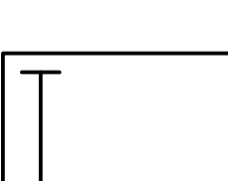

LEGEND

- ① Graphical symbol
- ② Registration number
 - nnn ISO 14617 graphical symbol
 - Cnnn ISO 14617 graphical symbol (prelim.)
 - X2nnn ISO 14617 symbol example
 - X8nnn ISO 10628-2 symbol example (other) See ISO 14617
- ③ ISO 10628-2 description
- ④ Preferred connection locations

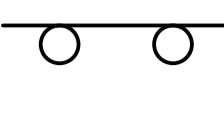

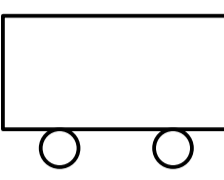
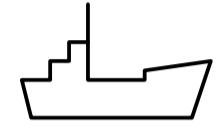
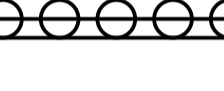
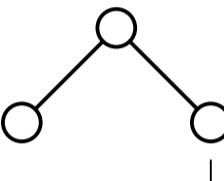

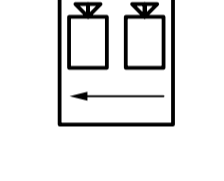

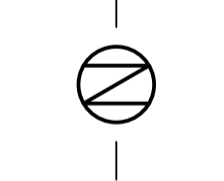
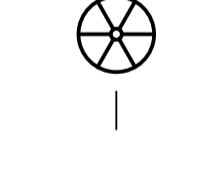
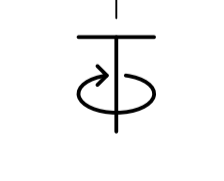
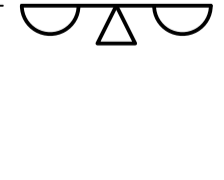



Legal owner Steven Baltakatei Sandoval		Document type Drawing Legend	Document status Released
Source https://www.wiki/dgC		Title, Supplementary title P&ID Symbols	Drawing identification number BK-2020-04-PID-1
Created by SBS	Approved by -----	License CC BY-SA 4.0	Date of issue 2023-03-01
		ISO 10628-2:2012 Groups 10-17	Lang en
			Sheet 4/7
			Rev E

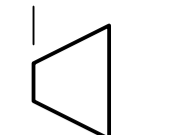
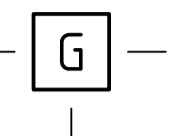
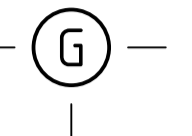
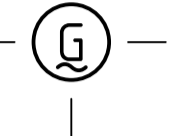
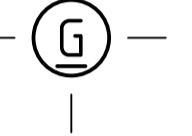
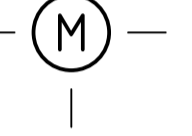
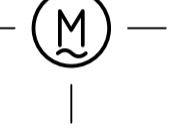
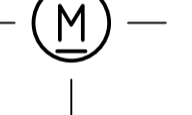
GROUP 18 – LIFTING, CONVEYING AND TRANSPORT EQUIPMENT

-  REG#:X8060
DESC:Conveyer (general)
-  REG#:3821
DESC:Conveyer, belt type
-  REG#:X8061
DESC:Conveyer, belt type in box
-  REG#:X8062
DESC:Conveyer, chain type, closed
-  REG#:8063
DESC:Conveyer, screw type, closed
-  REG#:X8064
DESC:Conveyer, vibrating type, closed
-  REG#:X8065
DESC:Elevator, bucket type
-  REG#:X8066
DESC:Elevator, bucket type Z-form
-  REG#:X8175
DESC:Conveyer, belt type, reversible
-  REG#:3841
DESC:Crane
-  REG#:3842
DESC:Lift
-  REG#:C0094
DESC:Forklift, manually operated
-  REG#:3862
DESC:Forklift truck

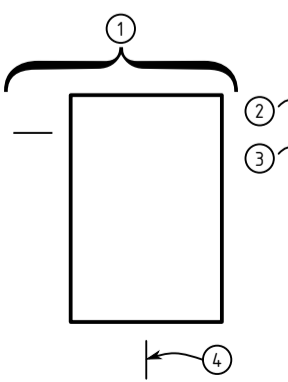
GROUP 19 – PROPORTIONERS, FEEDERS AND DISTRIBUTION FACILITIES

-  REG#:3871
DESC:Industrial truck (general)
-  REG#:3874
DESC:Tank car, tank wagon
-  REG#:3872
DESC:Box truck
-  REG#:3881
DESC:Ship
-  REG#:X8142
DESC:Roller Conveyer
-  REG#:X8143
DESC:Loading arm
-  REG#:X8145
DESC:Palletizer
-  REG#:X8146
DESC:Bag filling machine
-  REG#:X8144
DESC:Protective palette covering
-  REG#:C2056
DESC:Proportional feeder (general)
-  REG#:X8067
DESC:Proportional feeder, rotary valve type
-  REG#:C0074
DESC:Feeder, rotary table type
-  REG#:C0035
DESC:Proportional feeder, metering type
-  REG#:2037
DESC:Spray nozzle

GROUP 20 – ENGINES

-  REG#:2571
DESC:Turbine (general)
-  REG#:X8167
DESC:Gear
-  REG#:C0079
DESC:Generator (general)
-  REG#:X8154
DESC:Generator, AC
-  REG#:X8155
DESC:Generator, DC
-  REG#:C0082
DESC:Electric motor (general)
-  REG#:X8157
DESC:Electric motor, AC
-  REG#:X8158
DESC:Electric motor, DC

LEGEND



- ① Graphical symbol
- ② Registration number
 - nnn ISO 14617 graphical symbol
 - Cnnn ISO 14617 graphical symbol (prelim.)
 - X2nnn ISO 14617 symbol example
 - X8nnn ISO 10628-2 symbol example (other) See ISO 14617
- ③ ISO 10628-2 description
- ④ Preferred connection locations

Legal owner Steven Baltakatei Sandoval		Document type Drawing Legend	Document status Released
Source https://wiki/dgD		Drawing identification number BK-2020-04-PID-1	
Created by SBS	Approved by -----	License CC BY-SA 4.0	Date of issue 2023-03-01
		ISO 10628-2:2012 Groups 18-20	Lang en
			Sheet 5/7
			Rev D

GROUP 21 – VALVE

	REG#:2101 DESC:Valve (general)
	REG#:2102 DESC:Valve, angle type (general)
	REG#:2103 DESC:Valve, three way type (general)
	REG#:X8068 DESC:Valve, globe type
	REG#:X8069 DESC:Valve, angle globe type
	REG#:X8070 DESC:Valve, three way globe type
	REG#:X8071 DESC:Valve, ball type
	REG#:X8073 DESC:Valve, angle ball type
	REG#:X8073 DESC:Valve, three way ball type
	REG#:X8074 DESC:Valve, gate type
	REG#:X8075 DESC:Valve, butterfly type (Form 1)
	REG#:X8075 DESC:Valve, butterfly type (Form 2)
	REG#:X8076 DESC:Valve, needle type
	REG#:X8087 DESC:Valve, control type, continuously operated

GROUP 22 – CHECK VALVE

	REG#:X8077 DESC:Check valve (general)
	REG#:X2113 DESC:Check valve globe type
	REG#:X8078 DESC:Swing check valve (Form 1)
	REG#:X8165 DESC:Swing check valve (Form 2)

GROUP 23 – VALVES AND FITTINGS WITH SAFETY FUNCTIONS

	REG#:X2124 DESC:Safety valve, spring loaded, globe type
	REG#:X2125 DESC:Safety valve, spring loaded, globe angle type
	REG#:X8080 DESC:Rupture disc
	REG#:2036 DESC:Flame arrestor
	REG#:C0087 DESC:Flame arrestor, explosion-proof
	REG#:C0088 DESC:Flame arrestor detonation-proof
	REG#:C0091 DESC:Flame arrestor fire-resistant
	REG#:C0089 DESC:Fire-resistant and detonation-proof flame arrestor out to the atmosphere
	REG#:X8088 DESC:Breather valve
	REG#:2034 DESC:Viewing glass
	REG#:X8089 DESC:Viewing glass with lighting

GROUP 24 – FITTINGS

	REG#:2033 DESC:Silencer
	REG#:C0093 DESC:Mixing nozzle, injector
	REG#:533 DESC:Compensator
	REG#:X8090 DESC:Strainer
	REG#:X8150 DESC:Cone type strainer

	REG#:C0096 DESC:Orifice plate
	REG#:C0097 DESC:Blind disc
	REG#:C0098 DESC:Open disc
	REG#:2044 DESC:Interchangeable disc (blind disc)
	REG#:2045 DESC:Interchangeable disc (open disc in function)
	REG#:2039 DESC:Vent (outlet to atmosphere for steam/gas)
	REG#:2040 DESC:Funnel
	REG#:2181 DESC:Self-operating release valve (steam trap)
	REG#:511 DESC:Flanged connection
	REG#:516 DESC:Reducer
	REG#:X411 DESC:Hose
	REG#:C0100 DESC:Coupling
	REG#:513 DESC:Clamped flange coupling
	REG#:C0108 DESC:Breakthrough
	REG#:517 DESC:Flanged dummy cover
	REG#:X8152 DESC:Single flange
	REG#:X8153 DESC:Dummy cover

GROUP 25 – GRAPHICAL SYMBOLS FOR PIPING

	REG#:405 DESC:Pipeline
	REG#:X8156 DESC:Secondary pipeline
	REG#:241 DESC:Flowmotion in direction of arrow
	REG#:3061 DESC:Slope
	REG#:2038 DESC:Siphon
	REG#:C0106 DESC:Tracer for heating or cooling
	REG#:X409 DESC:Jacked pipeline
	REG#:X8174 DESC:Piping, heated or cooled and insulated
	REG#:X322 DESC:Pipeline with thermal insulation

LEGEND

- ① Graphical symbol
- ② Registration number
 - nnn ISO 14617 graphical symbol
 - Cnnn ISO 14617 graphical symbol (prelim.)
 - X2nnn ISO 14617 symbol example
 - X8nnn ISO 10628-2 symbol example (other) See ISO 14617
- ③ ISO 10628-2 description
- ④ Preferred connection locations

Legal owner Steven Baltakatei Sandoval		Document type Drawing Legend	Document status Released
Source https://w.wiki/dgE		Drawing identification number BK-2020-04-PID-1	
Created by SBS	Approved by -----	License CC BY-SA 4.0	Date of issue 2023-03-01
		ISO 10628-2:2012 Groups 21-25	Lang en
			Sheet 6/7
			Rev D

GROUP 26 – APPARATUS ELEMENTS

	REG#:C2005 DESC:Support leg
	REG#:C2006 DESC:Support bracket
	REG#:C2007 DESC:Support skirt
	REG#:C2008 DESC:Support ring
	REG#:X8159 DESC:Manhole
	REG#:X8160 DESC:Socket, connection nozzle

GROUP 27 – INTERNALS

	REG#:C2044 DESC:Tray (general)
	REG#:X8166 DESC:Tray with baffle
	REG#:C2010 DESC:Tray, bubble-cap type
	REG#:C2011 DESC:Tray, valve type
	REG#:2602 DESC:Sieve tray, screen or sieve element
	REG#:C2047 DESC:Filter insert (general)
	REG#:2604 DESC:Fluidized bed
	REG#:X8141 DESC:packing

GROUP 28 – AGITATORS, STIRRERS

	REG#:2672 DESC:Agitator (general), stirrer (general)
	REG#:C2019 DESC:Agitator, flat blade paddle type
	REG#:C2020 DESC:Agitator, gat paddle type
	REG#:C2021 DESC:Agitator, cross-beam type
	REG#:C2022 DESC:Agitator, anchor type
	REG#:C2023 DESC:Agitator, helical type
	REG#:C2024 DESC:Agitator, impeller type
	REG#:C2025 DESC:Agitator, propeller type
	REG#:C2026 DESC:Agitator, disc type
	REG#:C2027 DESC:Agitator, turbine type

GROUP 29 – INTERNAL CHARACTERISTICS AND BUILT-IN COMPONENTS

	REG#:C2028 DESC:Gravity type, settling type
	REG#:C2030 DESC:Electrostatic type
	REG#:C2031 DESC:Electromagnetic type
	REG#:C2033 DESC:Disc type
	REG#:C0240 DESC:Crushing
	REG#:C024 DESC:Gear type, gearwheels type
	REG#:C2034 DESC:Hammer type
	REG#:C2035 DESC:Impact type
	REG#:C2036 DESC:Jaw type
	REG#:321 DESC:Liquid type, wet type
	REG#:C2037 DESC:Roller type
	REG#:C2038 DESC:Cone type
	REG#:X8176 DESC:Jet type
	REG#:3831 DESC:Vibration type

LEGEND

- ① Graphical symbol
- ② Registration number
 - nnn ISO 14617 graphical symbol
 - Cnnn ISO 14617 graphical symbol (prelim.)
 - X2nnn ISO 14617 symbol example
 - X8nnn ISO 10628-2 symbol example (other) See ISO 14617
- ③ ISO 10628-2 description
- ④ Preferred connection locations

Legal owner Steven Baltakatei Sandoval	Document type Drawing Legend	Document status Released
Source https://www.wiki/dgF	Drawing identification number P&ID Symbols	Drawing identification number BK-2020-04-PID-1
Created by SBS	Approved by -----	Date of issue 2023-03-01
License CC BY-SA 4.0	ISO 10628-2:2012 Groups 26-29	Lang en
		Sheet 7/7
		Rev D