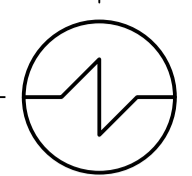
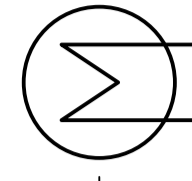

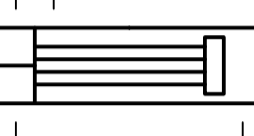
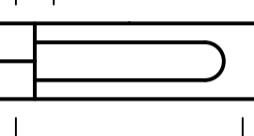
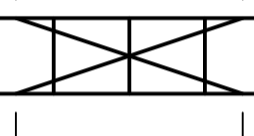
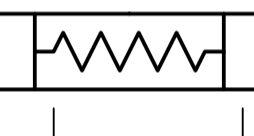

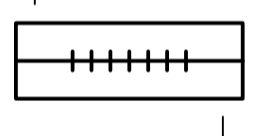
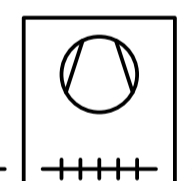
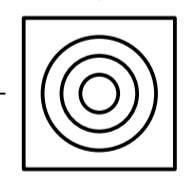
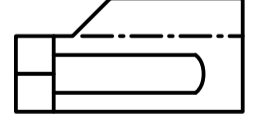
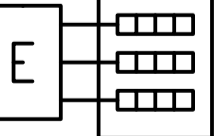

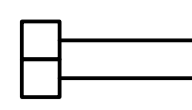
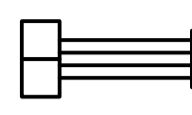
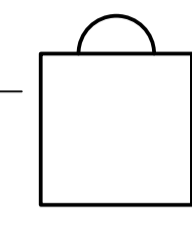

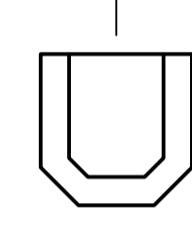
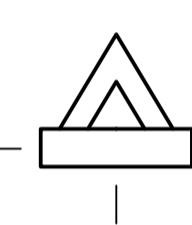

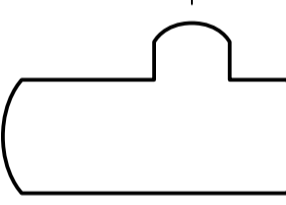
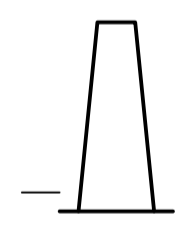

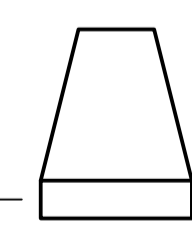
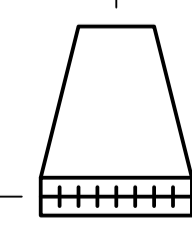


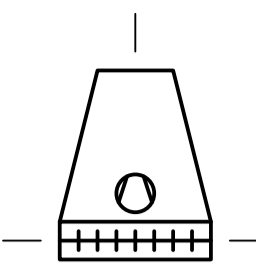
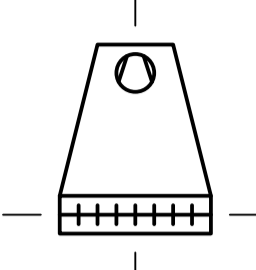
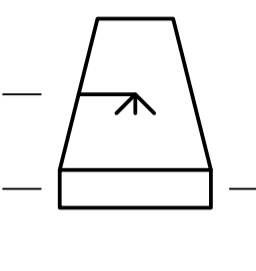
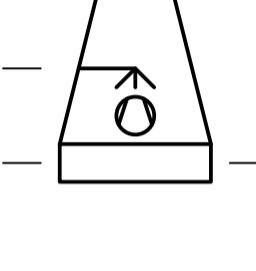
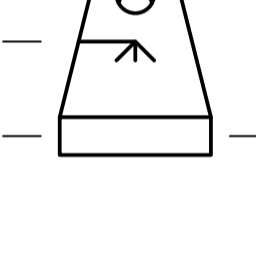
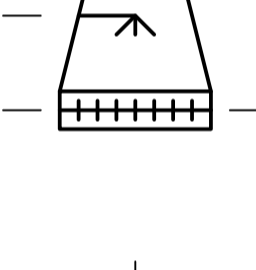
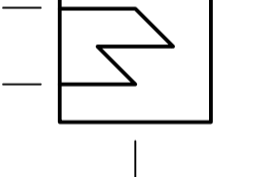
**GROUP 3 – HEAT EXCHANGERS**

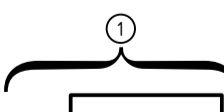






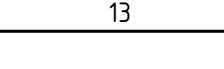
-  REG#:X8079  
DESC:Heat exchanger (general), condenser
-  REG#:X8017  
DESC:Heat exchanger (M-shape)
-  REG#:2511  
DESC:Heat exchanger with straight tubes (fixed-tube plates)
-  REG#:2512  
DESC:Heat exchanger of floating head type
-  REG#:2513  
DESC:Heat exchanger with U-shaped tubes
-  REG#:2516  
DESC:Heat exchanger of plate type
-  REG#:2514  
DESC:Heat exchanger with coil shaped tubes
-  REG#:2515  
DESC:Heat exchanger of double-pipe type
-  REG#:X8018  
DESC:Heat exchanger with finned tube
-  REG#:X2505  
DESC:Heat exchanger with finned tube and fan
-  REG#:2517  
DESC:Heat exchanger of spiral type
-  REG#:X8131  
DESC:Evaporator, re-boiler
-  REG#:X8132  
DESC:Electric heater
-  REG#:X8133  
DESC:Thin-film evaporator

**GROUP 4 – STEAM GENERATORS, FURNACES, RECOOLING DEVICE**

-  REG#:X8136  
DESC:Tube bundle, heat exchanger with U-shaped tubes
-  REG#:X8137  
DESC:Tube bundle, heat exchanger of floating head type
-  REG#:2532  
DESC:Boiler with dome
-  REG#:X8103  
DESC:Steam generator with hot liquid as generating media
-  REG#:2533  
DESC:Furnace
-  REG#:X8107  
DESC:Firing system, burner (general)
-  REG#:X8106  
DESC:Combustion chamber
-  REG#:X8108  
DESC:Vessel with dome
-  REG#:2041  
DESC:Stack, chimney
-  REG#:2591  
DESC:Gas flare
-  REG#:2521  
DESC:Cooling tower (general)
-  REG#:X8109  
DESC:Cooling tower, dry with natural draught

**GROUP 5 – COOLING TOWER**

-  REG#:X8110  
DESC:Cooling tower, dry with forced draught
-  REG#:X8111  
DESC:Cooling tower, dry with induced draught
-  REG#:X8112  
DESC:Cooling tower, wet with natural draught
-  REG#:X8113  
DESC:Cooling tower, wet with forced draught
-  REG#:X8114  
DESC:Cooling tower, wet with induced draught
-  REG#:X8115  
DESC:Cooling tower, wet-dry with natural draught
-  REG#:X2504  
DESC:Spray cooler

LEGEND	
	① Graphical symbol
	② Registration number
	nnn ISO 14617 graphical symbol
	Cnnn ISO 14617 graphical symbol (prelim.)
	X2nnn ISO 14617 symbol example
	X8nnn ISO 10628-2 symbol example
	③ ISO 10628-2 description
	④ Preferred connection locations

Legal owner Steven Baltakatei Sandoval	Document type Drawing Legend	Document status In preparation
Source -----	Title, Supplementary title P&ID Symbols	Drawing identification number BK-2020-04-PID-1
Created by SBS	Approved by -----	Date of issue 2020-09-24
License CC BY-SA 4.0	ISO 10628-2:2012 Groups 3-5	Lang en
		Sheet 2/2
		Rev B